

TIDAL

BACKPACK SPRAYERS



TIDAL - WAVE 2.5 Gallon
LITHIUM ION BACKPACK SPRAYER
by SYSTEMS Environmental Products

OPERATION GUIDE

www.systemsenvironmental.com

LET'S GET SPRAYING!

Congratulations on choosing one of the leading multi-purpose backpack sprayers available today. The TIDAL line of backpack sprayers can be used to apply any number of solutions and solvents in lawn care, pest control, disinfecting, soft wash and construction! Please read and follow this manual carefully to ensure that you get the most from your new backpack sprayer.

Because the TIDAL Backpack line is a product of SYSTEMS Environmental Products, you are working with a world-class manufacturer, with exceptional customer service and over 25 years in the sprayer industry.

If you need assistance with the assembly or operation of your backpack sprayer, please do not hesitate to contact us at:



www.systemsenvironmental.com



info@systemsenvironmental.com



1-800-367-4015

The TIDAL line of backpack sprayers are exceedingly efficient sprayers that are suitable for spraying many kinds of water-soluble chemicals such as fertilizers, pesticides, cleaning products, sealers, etc.

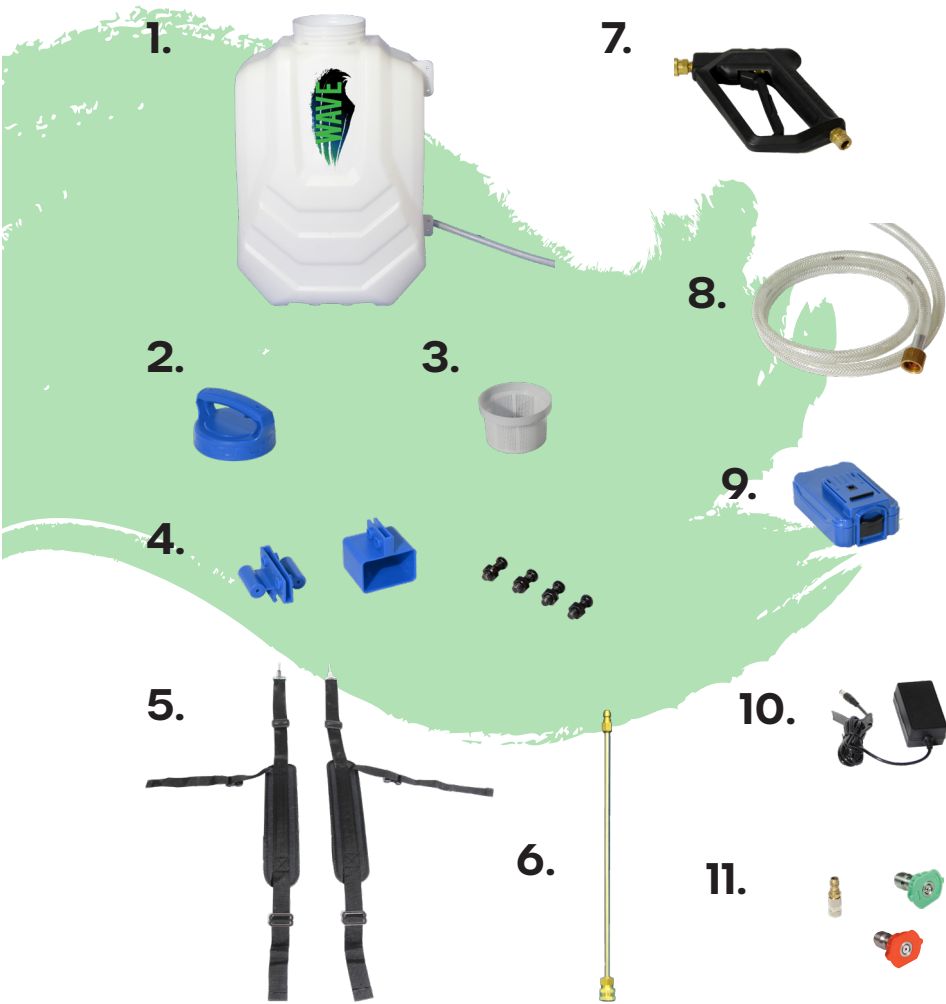
Please note, never operate the sprayer with flammable liquids and strong acids.

The TIDAL backpack line of sprayers are powered by an 18-volt lithium-ion battery making them many times more efficient than other manual sprayers. This sprayer is capable of 2 hours of continuous spraying and can spray more than 40 gallons of material per battery charge at 25 feet.



TIDAL - WAVE 2.5 Gallon Sprayer Specifications	
Model number	TIDAL-WAVE2.5
Battery type	lithium-ion
Battery voltage	18V
Battery capacity	2600mAH
Battery charging time	2.5 hours
Battery charger	5V/1A
Battery life cycle	1000 cycles
Pump type	diaphragm
Working time	2 hours
Dual-speed switch	45 or 60 PSI
Max. spray distance	25 feet
Tank capacity	2.5 gallons
GPM	0.33 GPM
Pump life	200 hours

WHAT'S IN THE BOX?



1. 2.5 gallon tank	7. Spray wand trigger
2. Tank cap	8. Reinforced high pressure hose
3. Intake filter	9. 18-volt lithium-ion battery
4. Wand holster & bolts	10. Battery charger
5. Backpack straps	11. Adjustable cone/pin stream nozzle/fan tip nozzle
6. Spray wand lance	12. Operations manual

GETTING STARTED

1. Charge the battery before using the first time.



2. Fill the sprayer through the intake filter and secure the cap.

NOTE - Always mix your solution in a separate container before and pour into the sprayer.




3. Connect your spray wand to the high pressure hose.



4. Choose the nozzle best suited to your application and attach the spray wand lance.

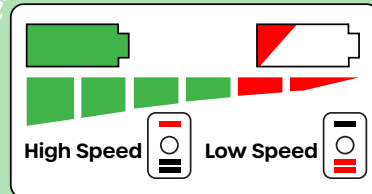


5. Attach spray wand lance to high pressure spray gun.



6. Turn on the pump by flipping the toggle switch.

- "I" setting runs the pump at 60 PSI.
- "II" setting runs the pump at 45 PSI.



5. Squeeze the spray wand trigger and begin application.

AFTER YOU SPRAY

1. Rinse the tank with water to remove any traces of the solution that was applied.
2. Run water through the sprayer, hose and spray wand tool for 1-3 minutes to flush out any residual solution from the plumbing. Always dispose of rinse solution in accordance with local regulations.
3. With the sprayer turned off, drain the hose and spray wand of any excess water.
4. Air dry the tank (remove the filter and tank cap).
5. Clean the nozzle.
6. Store the sprayer in a clean location away from extreme heat or frost. For extended periods of time, recharge and discharge the battery every 2 weeks to maximize battery life.

REMEMBER!



Never operate the sprayer without liquid as this may damage the pump.



After long periods of inactivity, the battery may require additional charging due to low voltage.



Always follow the chemical label.



Always wear personal protective equipment when needed.



Never spray flammable liquids.



Always keep the sprayer out of reach of children and away from animals.



Always dispose of dead batteries at the proper recycling facilities. Check with your local municipality for more information.



Always store the sprayer inside at room temperature to avoid unnecessary damage.



Use only TIDAL replacement parts from SYSTEMS Environmental Products.



WARRANTY CARD AND PURCHASE INFORMATION

Scan and email your warranty card to
info@systemsenvironmental.com
for your chance to win a free battery.

DATE OF PURCHASE:	
PURCHASED FROM:	
NAME:	
PHONE NUMBER:	
EMAIL:	

SYSTEMS
ENVIRONMENTAL PRODUCTS INC.
PEST & TURF WEED



info@systemsenvironmental.com

1-800-367-4015

www.systemsenvironmental.com