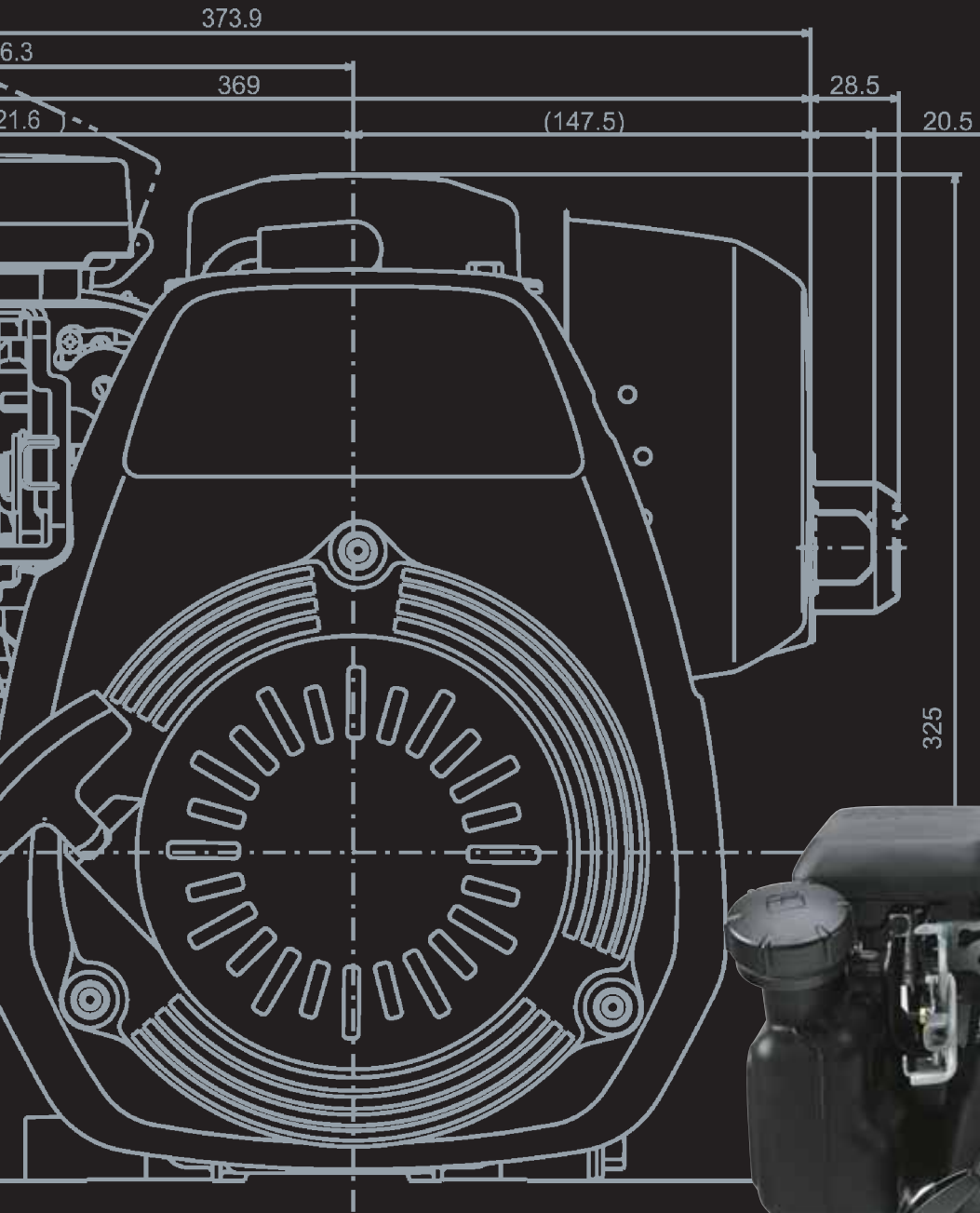


HONDA

GC Series Engines





GENUINE HONDA



There are many reasons to insist on genuine Honda engines. As the world’s largest engine manufacturer, Honda offers more engine experience than anyone. Experience born on racetracks and roadways around the globe. Experience that keeps us on the cutting edge of engine performance technology and crosses our entire product line. From automobiles, race cars, motorcycles and all-terrain vehicles to marine engines, power equipment products and general-purpose engines, Honda is committed to designing products that meet or exceed the demands of our customers across the board. Based on the wide variety of products offered with our Honda engines, we’re experts at matching the right engine for the right job and producing engines that will “get the job done”.



Throughout our history, Honda has been dedicated to technological and environmental innovation, and today is no different. After all, we have a legendary reputation to live up to. A reputation for unsurpassed quality, performance and reliability. A reputation worth considering the next time you’re in the market for an engine.



Pictured counter-clockwise from above: Honda Fit EV Concept Vehicle, Honda CBR1000RR, Honda Advanced Robotics – Asimo, MCHP (Micro-sized Combined Heat and Power System), Honda Aquatrax, Honda BF250 outboard, Honda Jet

Net Power

The SAE J1349 standard measures net horsepower with the manufacturer’s production muffler and air cleaner in place. Net horsepower more closely correlates with the power the operator will experience when using a Honda engine powered product. The power rating of the engines indicated in this document is the net power output tested on a production engine for the model noted and measured at the rpm specified. Mass production engines may vary from this value. Actual power output for the engine installed in the final machine will vary depending on numerous factors, including the operation speed of the engine in application, environmental conditions, maintenance and other variables.

With a GC Series engine at the heart of your home-use power equipment, you'll be in business.

The Honda GC Series offers powerful, versatile functionality that will add great competitive value to any engine-powered product. These compact, lightweight 4-Stroke engines were specifically designed for home-use power equipment applications. Featured innovations include the world's first internal timing belt, the superior efficiency and performance of an overhead cam layout and the durability and light weight of uniblock construction. Not to mention the same legendary reliability you've come to expect from the leader in 4-Stroke engine technology. Put a Honda GC Series engine to work for you and you'll quickly see why – when it comes to power, we mean business.

The lightest engines in their class

A revolutionary combination of the world's first internal timing belt, a tough nylon overhead cam and uniblock construction has made the GC Series lighter and more compact than any engine in its class. Plus, simple construction has minimized the number of parts, making the engine reliable and easier to operate.



Dramatically improved sound quality

Power equipment users and their neighbors will prefer the quiet operation offered by the GC Series' built-in timing belt. Valvetrain and gear noise have also been minimized for a better quality engine sound that is distinctly easier on the ears – a feature sure to be appreciated by users and bystanders alike.

Consistent, dependable power

The wide, flat, powerful torque offered by Honda's GC Series engines helps reduce engine speed drop associated with sudden load increases for smoother, less-troublesome, all-around performance.

Fast, easy, reliable starting

GC Series engines feature a horizontal cross-flow intake port that smoothes the flow of fuel into the combustion chamber for quick, reliable starts that require no special skills. Automatic mechanical decompression further ensures easy starting.



Honda Auto Choke System

This system has been developed for use on GVC160 and GVC190 engines in fixed-throttle lawnmower applications. This user-friendly system is truly automatic, eliminating levers and cables. The engine starts easily whether cold or hot and is ready to use immediately. Once the engine is up and running, the Auto Choke automatically returns to an optimal operating position.



Reduced maintenance and fuel consumption

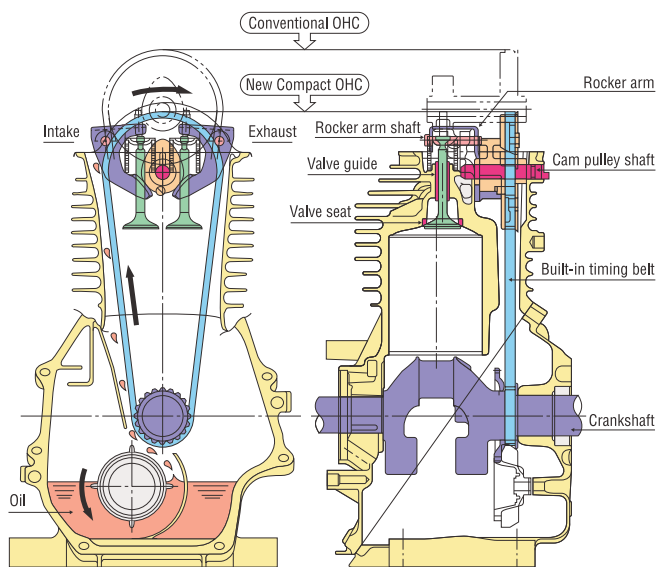
A truly innovative combination of a compact combustion chamber, overhead cam configuration and uniblock construction significantly reduces fuel and oil consumption as compared to conventional side-valve engines. Honda's DuaLube™ System achieves full engine lubrication by combining governor slinger paddles and an oil-delivering timing belt. Also, simple construction reduces many potential maintenance needs, making Honda's GC engine one of the most efficient and cost-effective engines available.

Honda's Compact OHC Layout

Superior efficiency and performance in a smaller package

As the name implies, overhead cam (OHC) engines have their camshafts positioned in the cylinder head above the combustion chamber. Valves are located in the roof of the combustion chamber (instead of at the side) to offer the same combustion-related advantages as OHV engines. The OHC layout builds on these advantages by reducing the number of valvetrain components and allowing them to be lighter and stronger, thereby making the engine more compact and lightweight overall.

Overhead Cam, Internal Timing Belt



- | | |
|---|-----------------------------------|
| Cam pulley | Cylinder block
Crankcase cover |
| Valves | Built-in timing belt |
| { Cam pulley shaft
Valve guide
Valve seat | Rocker arm shafts |
| { Crankshaft
Rocker arms | Conventional OHC construction |

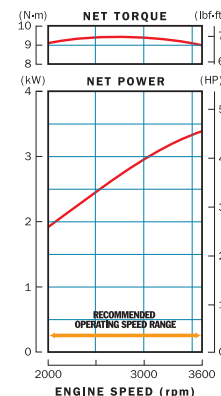
Horizontal Shaft

Honda GC Engines provide an ideal source of reliable, lightweight power for a variety of consumer products including pressure washers, pumps, compressors and portable generators.

GC160



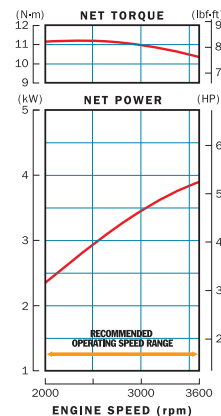
Engine Type	Air-cooled, 4-Stroke, OHC, single cylinder
Bore x Stroke	2.5" x 2.0" (64 x 50 mm)
Displacement	9.8 cu in (160 cm ³)
Compression Ratio	8.5 : 1
Net Power (kW/rpm)*	4.6HP (3.4kW) at 3,600 rpm
Net Torque*	6.9 lbs ft (9.4 Nm) at 2,500 rpm
PTO Shaft Rotation	Counterclockwise (from PTO shaft side)
Ignition System	Transistorized Magneto
Starting System	Recoil or Electric Starter
Carburetor	Horizontal type butterfly valve
Lubrication System	Forced Splash
Governor System	Centrifugal Mechanical
Air Cleaner	Dry (paper) type
Oil Capacity	0.61 US qt (0.58 l)
Fuel Tank Capacity (liter)	1.9 US qt (1.8l)
Dimensions (L x W x H)	13.3" (337mm) x 14.5" (369mm) x 13.0" (331mm)
Dry Weight	25.4 lbs (11.5 kg)



GC190



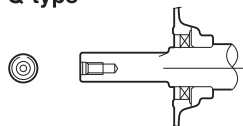
Engine Type	Air-cooled, 4-Stroke, OHC, single cylinder
Bore x Stroke	2.7 x 2.0 in (69 x 50 mm)
Displacement	11.4 cu in (187 cm ³)
Compression Ratio	8.5 : 1
Net Power (kW/rpm)*	5.2HP (3.9kW) at 3,600 rpm
Net Torque*	8.3 lbs ft (11.2 Nm) at 2,500 rpm
PTO Shaft Rotation	Counterclockwise (from PTO shaft side)
Ignition System	Transistorized Magneto
Starting System	Recoil or Electric Starter
Carburetor	Horizontal type butterfly valve
Lubrication System	Forced Splash
Governor System	Centrifugal Mechanical
Air Cleaner	Dry (paper) type
Oil Capacity	0.61 US qt (0.58 l)
Fuel Tank Capacity (liter)	1.9 US qt (1.8l)
Dimensions (L x W x H)	13.6" (345mm) x 14.5" (369mm) x 13.0" (331mm)
Dry Weight	29.1 lbs (13.2 kg)



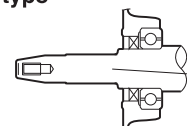
Shaft Types

* The power rating of the engines indicated in this document measures the net power output at 3600 rpm (7000 rpm for model GXH50, GXV50, GX25 and GX35) and net torque at 2500 rpm, as tested on a production engine. Mass production engines may vary from this value. Actual power output for the engine installed in the final machine will vary depending on numerous factors, including the operating speed of the engine in application, environmental conditions, maintenance and other variables.

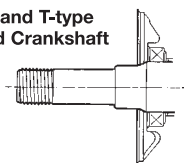
Q-type



V-type



P-type and T-type
Threaded Crankshaft



D-type
Stepped & Keyed



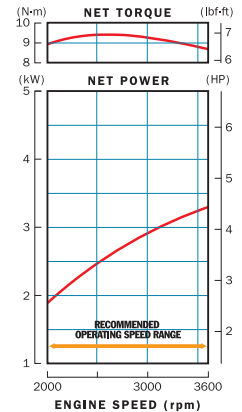
Vertical Shaft

Honda GCV Engines offer lawnmower users (and their neighbors!) a quiet, yet powerful and lightweight combination for a variety of demanding mowing applications. The GCV is also an excellent choice for residential-use pressure washers.

GCV160



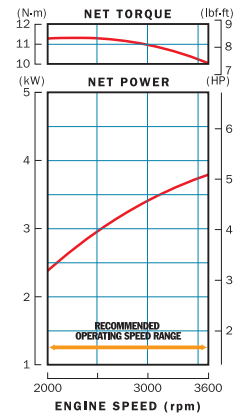
Engine Type	Air-cooled, 4-Stroke, OHC, single cylinder
Bore x Stroke	2.5" x 2.0" (64 x 50 mm)
Displacement	9.8 cu in (160 cm3)
Compression Ratio	8.5 : 1
Net Power (kW/rpm)*	4.4HP (3.3kW) at 3,600 rpm
Net Torque*	6.9 lbs ft (9.4 Nm) at 2,500 rpm
PTO Shaft Rotation	Counterclockwise (from PTO shaft side)
Ignition System	Transistorized Magneto
Starting System	Recoil or Electric Starter
Carburetor	Horizontal type butterfly valve
Lubrication System	Forced Splash
Governor System	Centrifugal Mechanical
Air Cleaner	Dry (paper) type
Oil Capacity	0.58 US qt (0.55 l)
Fuel Tank Capacity (liter)	0.98 US qt (0.93l)
Dimensions (L x W x H)	14.4" (367mm) x 13.0" (331mm) x 13.7" (347mm)
Dry Weight	21.6 lbs (9.8 kg)



GCV190

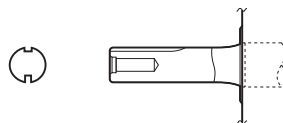


Engine Type	Air-cooled, 4-Stroke, OHC, single cylinder
Bore x Stroke	2.7" x 2.0" (69 x 50 mm)
Displacement	11.4 cu in (187 cm3)
Compression Ratio	8.5 : 1
Net Power (kW/rpm)*	5.1HP (3.8kW) at 3,600 rpm
Net Torque*	8.3 lbs ft (11.3 Nm) at 2,500 rpm
PTO Shaft Rotation	Counterclockwise (from PTO shaft side)
Ignition System	Transistorized Magneto
Starting System	Recoil or Electric Starter
Carburetor	Horizontal type butterfly valve
Lubrication System	Forced Splash
Governor System	Centrifugal Mechanical
Air Cleaner	Dry (paper filter)
Oil Capacity	0.58 US qt (0.55 l)
Fuel Tank Capacity (liter)	0.98 US qt (0.93l)
Dimensions (L x W x H)	14.4" (367mm) x 13.0" (331mm) x 13.8" (349mm)
Dry Weight	27.6 lbs (12.5 kg)

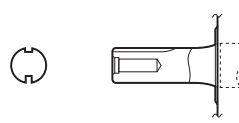


Shaft Types

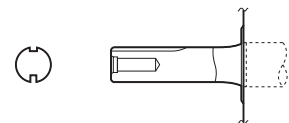
N1-type



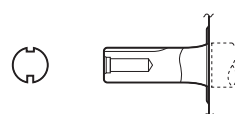
N2-type



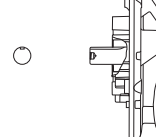
N3-type



N4-type

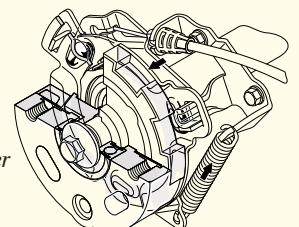


N5-type



* The power rating of the engines indicated in this document measures the net power output at 3600 rpm (7000 rpm for model GXH50, GXV50, GX25 and GX35) and net torque at 2500 rpm, as tested on a production engine. Mass production engines may vary from this value. Actual power output for the engine installed in the final machine will vary depending on numerous factors, including the operating speed of the engine in application, environmental conditions, maintenance and other variables.

Unique Honda blade brake clutch assembly is available as an option for use only on Honda GCV Series engines for lawnmower applications.



HONDA ENGINE DISTRIBUTORS

ALABAMA

R.W. DISTRIBUTORS, INC.
SEE MISSISSIPPI

ALASKA

SCOTSCO, INC.
SEE OREGON

ARIZONA

TRU-POWER, INC.
SEE SOUTHERN CALIFORNIA

ARKANSAS

R.W. DISTRIBUTORS, INC.
SEE MISSISSIPPI

CALIFORNIA

Northern California
PACE WEST, INC.
www.pacelink.com
5850 Adler Circle
Sacramento, CA 95828
(734) 453-6258
FAX (916) 383-6550
BruceT@pacelink.com

Southern California
TRU-POWER, INC.
www.trupower.com
22520-A Temescal Canyon Rd.
Corona, CA 92883
(951) 277-3180
FAX (951) 277-3190
sales@trupower.com

COLORADO

E. C. POWER SYSTEMS
www.ecpower.com
3233 Oakland Street
Aurora, CO 80010
(303) 360-7110
FAX (303) 360-7519
rickri@e-c-co.com

CONNECTICUT

TIDEWATER
SEE VIRGINIA

DELAWARE

TIDEWATER
SEE VIRGINIA

DISTRICT OF COLUMBIA

TIDEWATER
SEE VIRGINIA

FLORIDA

ROBERTS SUPPLY, INC.
www.robertssupply.com
4203 Metric Drive
Winter Park, FL 32792
(407) 657-5555
FAX (407) 657-4007
info@robertssupply.com

GEORGIA

M.T.A. DISTRIBUTORS
SEE TENNESSEE

HAWAII

SCOTSCO, INC.
SEE OREGON

IDAHO

E. C. POWER SYSTEMS
www.ecpower.com
4499 Market Street
Boise, ID 83705
(208) 342-6541
FAX (208) 345-4308
wintons@e-c-co.com

ILLINOIS

POWER EQUIPMENT CO.
www.peco1948.com
211 W Stephenie Drive
Cortland, IL 60112
(815) 754-4090
FAX (815) 754-4280
sales@peco1948.com

INDIANA

POWER EQUIPMENT CO.
SEE ILLINOIS

IOWA

IOWA POWER PRODUCTS
www.iowapower.com
522 Brooks Road
Iowa Falls, IA 50126
(641) 648-2507
FAX (641) 648-5013
iowapower@iowapower.com

KANSAS

KANSAS CITY POWER PROD.
www.kcpp.com
80 S. James Street
Kansas City, KS 66118
(913) 321-7040
FAX (913) 321-7341
info@kcpp.com

KENTUCKY

M.T.A. DISTRIBUTORS
SEE TENNESSEE

Northern Kentucky-Cincinnati area
HAYWARD DISTRIBUTING
SEE OHIO

LOUISIANA

R.W. DISTRIBUTORS, INC.
SEE MISSISSIPPI

MAINE

EASTERN EQUIPMENT, INC.
SEE NEW HAMPSHIRE

MARYLAND

TIDEWATER
SEE VIRGINIA

MASSACHUSETTS

EASTERN EQUIPMENT, INC.
SEE NEW HAMPSHIRE

MICHIGAN

PACE, INC.
www.pacelink.com
739 South Mill Street
Plymouth, MI 48170
(734) 453-6258
FAX (734) 453-5320
pace@pacelink.com

Northern Michigan

ENGINE POWER INC.
SEE WISCONSIN

MINNESOTA

GREAT NORTHERN EQUIP. DIST.
www.gnedi.com
20195 South Diamond Lake Road
Rogers, MN 55374
(763) 428-2237
FAX (763) 428-4821
chrisb@gnedi.com

MISSISSIPPI

R.W. DISTRIBUTORS, INC.
1046 Hwy 471
Brandon, MS 39042
(601) 939-0204
FAX (800) 748-9965
Mail Address
P.O. Box 1409
Brandon, MS 39043
general@rwdist.net

MISSOURI

KANSAS CITY POWER PRODUCTS
SEE KANSAS

MONTANA

E. C. POWER SYSTEMS
SEE IDAHO

NEBRASKA

Anderson Industrial Engines
www.ai-engines.com
5532 Center Street
Omaha, NE 68106
(402) 558-8700
FAX (402) 558-8249
info@ai-engines.com

NEVADA

PACE WEST INC.
SEE NORTHRN CALIFORNIA

TRU-POWER, INC.

SEE SOUTHERN CALIFORNIA

E. C. POWER SYSTEMS

SEE UTAH

NEW HAMPSHIRE

EASTERN EQUIPMENT, INC.
www.easternequipmentinc.com
6 "B" Street
Derry, NH 03038
(603) 437-0407
FAX (603) 437-0815
gmiscoeastern@aol.com

NEW JERSEY

TIDEWATER
SEE VIRGINIA

NEW MEXICO

LIGHTBOURN EQUIPMENT
SEE TEXAS (DALLAS)

NEW YORK

EASTERN EQUIPMENT, INC.
SEE NEW HAMPSHIRE

NORTH CAROLINA

TIDEWATER
SEE VIRGINIA

NORTH DAKOTA

GREAT NORTHERN EQUIPMENT
SEE MINNESOTA

OHIO

HAYWARD DISTRIBUTING
www.haydist.com
4061 Perimeter Drive
Columbus, OH 43228
(614) 272-5953
FAX (614) 272-5959
rstruthers@haydist.com

North Western Ohio

PACE INC.

SEE MICHIGAN

OKLAHOMA

SMITH DISTRIBUTING CO.
www.smithdistributingcompany.com
4110 N.W. 10th Street
Oklahoma City, OK 73107
(405) 947-6484
FAX (405) 946-1251
parts@smithdistributingcompany.com

OREGON

SCOTSCO, INC.
www.scotsco.com
16750 S.E. Kens Ct.
Milwaukie, OR 97267
(503) 653-7791
FAX (503) 653-7838
tfrandsen@scotsco.com

PENNSYLVANIA

PAUL B. MOYER & SONS, INC.
www.paulbmoyer.com
190 S. Clinton Street
Doylestown, PA 18901
(215) 348-1270
FAX (215) 348-7651
information@paulbmoyer.com

PUERTO RICO/VIRGIN ISLANDS

BELLA INTERNATIONAL
www.bellainternational.com
65 Inantera, KM2.2
Rio Piedras, PR 00923
(787) 620-5838
FAX (787) 620-5829

RHODE ISLAND

EASTERN EQUIPMENT, INC.
SEE NEW HAMPSHIRE

SOUTH CAROLINA

TIDEWATER
SEE VIRGINIA

SOUTH DAKOTA

GREAT NORTHERN EQUIPMENT
SEE MINNESOTA

TENNESSEE

M.T.A. DISTRIBUTORS
www.mtadistributors.com
555 Hickory Hills Blvd.
Whites Creek, TN 37189-9244
(615) 299-8777
FAX (615) 299-0464
customerservice@mtadistributors.com

TEXAS

LIGHTBOURN EQUIPMENT
www.lightbourneequipment.com
13649 Beta Road
Dallas, TX 75244
(972) 233-5151
FAX (972) 661-0738
dvb@lightbourneequipment.com

LIGHTBOURN EQUIPMENT

3615 Willowbend Blvd, Suite 408
Houston, TX 77054
(713) 741-2003
FAX (713) 741-1909
swk@lightbourneequipment.com

UTAH

E. C. POWER SYSTEMS
www.ecpower.com
3738 West 2340 S. Suite E
Salt Lake City, UT 84120
(800) 886-1424 (800) 462-3370
FAX (801) 886-1464
chch@e-c-co.com

VERMONT

EASTERN EQUIPMENT, INC.
SEE NEW HAMPSHIRE

VIRGINIA

TIDEWATER POWER EQUIP. CO.
www.tpeco.com
5795 Thurston Ave
Virginia Beach, VA 23455
(757) 464-1755
FAX (800) 288-8953
info@tpeco.com

WASHINGTON

SCOTSCO, INC.
SEE OREGON

WEST VIRGINIA

HAYWARD DISTRIBUTING
SEE OHIO

TIDEWATER POWER EQUIP. CO.
SEE VIRGINIA

WISCONSIN

ENGINE POWER, INC.
www.enginepower.com
1830 Executive Drive
Oconomowoc, WI 53066-4831
(262) 567-8575
FAX (262) 567-2556
postoff@enginepower.com

WYOMING

E. C. POWER SYSTEMS
SEE COLORADO

Honda. The largest manufacturer of gasoline engines in the world.



GC SERIES



GS SERIES



GX SERIES



iGX SERIES



V-TWIN SERIES



MINI 4-STROKE SERIES

HONDA
ENGINES

Built like no other.

Visit us at engines.honda.com



For optimum performance and safety we recommend you read the owner's manual before operating your Honda Power Equipment. Specifications subject to change without notice.

All images contained herein are either owned by American Honda Motor Co., Inc., or used under a valid license. It is a violation of federal law to reproduce these images without express written permission from American Honda Motor Co., Inc., or the individual copyright owner of such images. All rights reserved. HONDA, the HONDA ENGINES logo, Honda engine model names and their trade dress are trademarks of Honda Motor Co., Ltd. used under license from American Honda Motor Co., Inc. Many Honda engine and vehicle model names, and associated trade dress may be seen at www.honda.com. ©2012 American Honda Motor Co., Inc. C0314